

Rich Brilliant Willing

50 Greene St
New York NY 10013
T +1 212 388 1621
sales@richbrilliantwilling.com



pictured: palindrome 8

Palindrome

CHANDELIER

Year Designed
2014

Description

Sculptural and malleable the contortionist Palindrome was built to adapt to its environment. Each installation is unique, thanks to the modular composition of its tubular steel arms. They rotate to the custom configuration dictated by the size and shape of a space

Country of Manufacture
USA

Materials

Steel tubing and cast glass

Specification
72W power consumption
3376 lumens delivered

Lamping
(6) 9W LED
710 lumen source
min 90 CRI

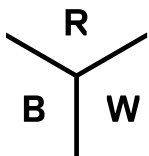
LED Lifespan
50k hours

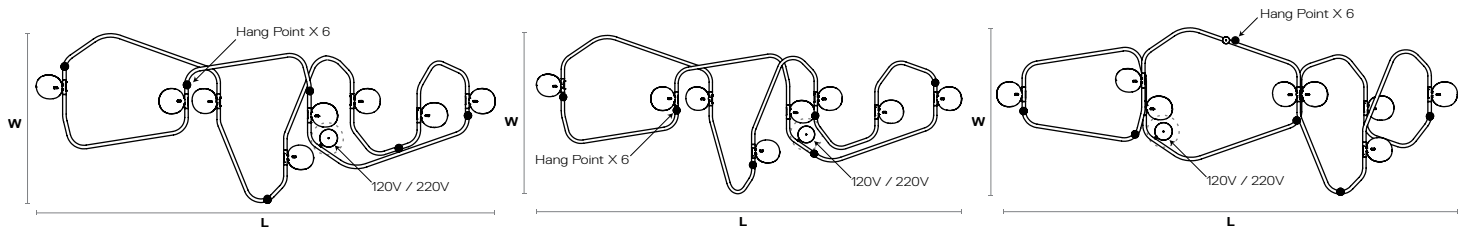
Certification
c  

Cord Length
72 in / 1829 mm
Color white
Custom length available

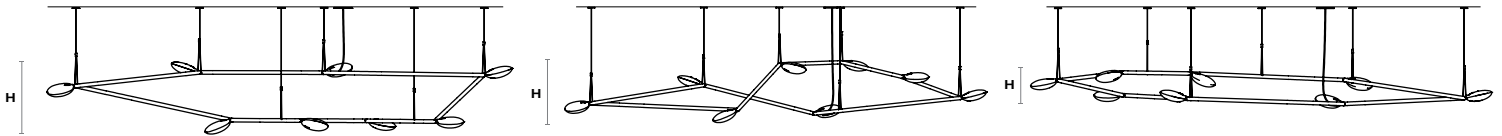
Suspension
6 x 1.2 mm braided steel cable
8 in / 127 mm canopy

Packaging
(1) 48 x 8 x 56 in H
35 lb / 15.8 kg
(2) 20 x 12 x 12 in H
24 lb / 4.5 kg





PLAN



ELEVATION

Flat Installation 1

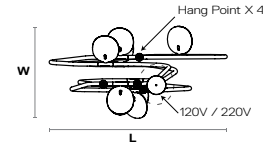
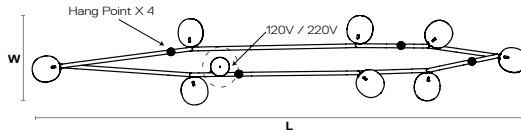
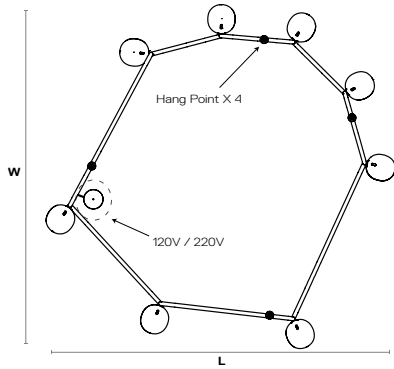
W 47.3" / 120 cm
L 128.8" / 327 cm
H 19.9" / 50 cm
 7 Hang Cables required
 Maximum 72" / 183 cm

Flat Installation 2

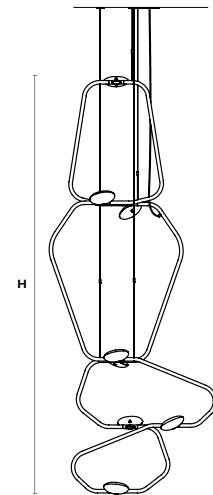
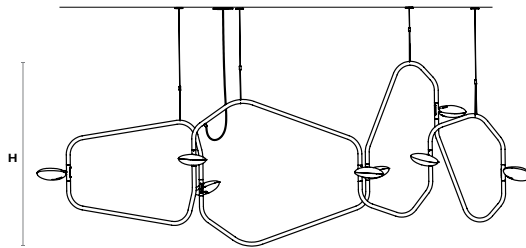
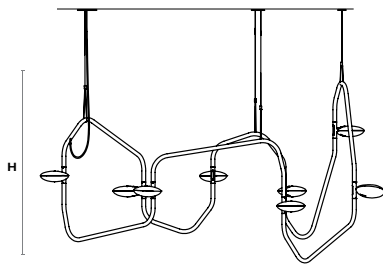
W 47.3" / 120 cm
L 127.2" / 323 cm
H 18.6" / 47 cm
 6 Hang Cables required
 Maximum 72" / 183 cm

Flat Installation 3

W 47.3" / 120 cm
L 131.2" / 333 cm
H 10.8" / 27 cm
 6 Hang Cables required
 Maximum 72" / 183 cm



PLAN



ELEVATION

Circle Installation 1

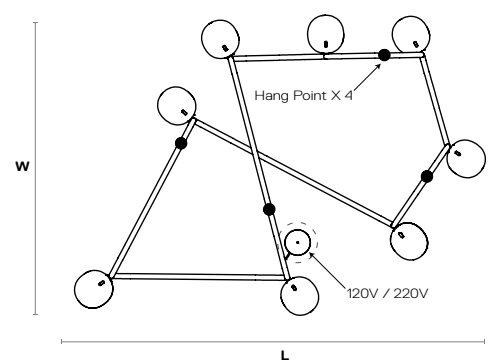
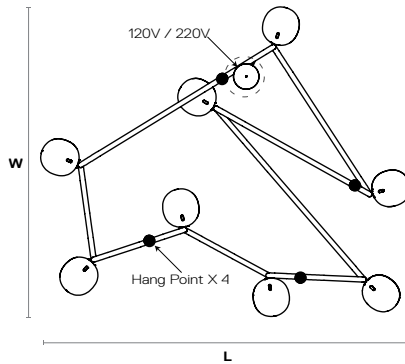
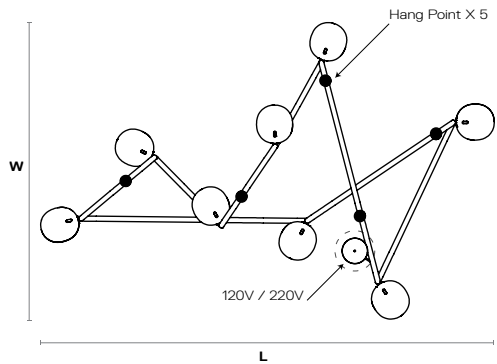
W 88.8" / 226 cm
L 90.2" / 229 cm
H 47.3" / 120 cm
 5 Hang Cables required
 Maximum 72" / 183 cm

Line Installation 2

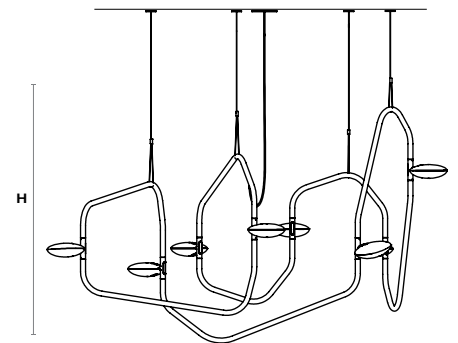
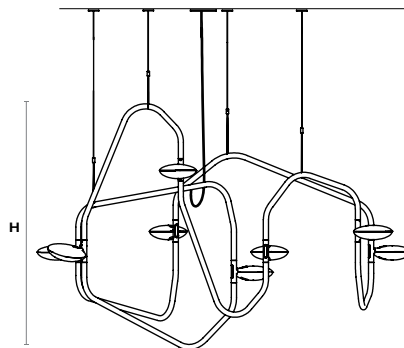
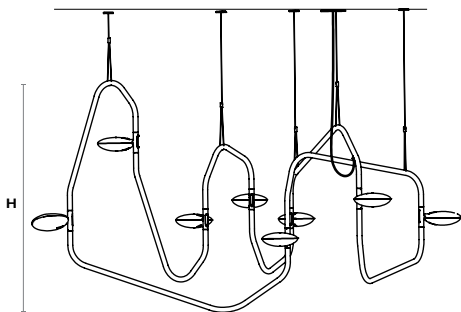
W 24.7" / 63 cm
L 131.5" / 334 cm
H 47.5" / 121 cm
 5 Hang Cables required
 Maximum 72" / 183 cm

Vertical Installation 3

W 24.4" / 62 cm
L 47.4" / 120 cm
H 118.1" / 300 cm
 4 Hang Cables required
 Maximum 72" / 183 cm



PLAN



ELEVATION

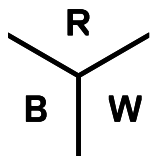
Dynamic Installation 1
W 56.1" / 148 cm
L 88.9" / 229 cm
H 47.8" / 120 cm
 5 Hang Cables required
 Maximum 72" / 183 cm

Dynamic Installation 2
W 60.6" / 154 cm
L 72.4" / 184 cm
H 47.3" / 120 cm
 5 Hang Cables required
 Maximum 72" / 183 cm

Dynamic Installation 3
W 58.8" / 149 cm
L 80.5" / 204 cm
H 47.3" / 120 cm
 5 Hang Cables required
 Maximum 72" / 183 cm

Palindrome

Specification Logic



Model

Palindrome PD

Variant

2 lamp head 2
 4 lamp head 4
 6 lamp head 6
 8 lamp head 8

Primary Finish (reference finish library)

powder coating PC__
 plated finish PF__
 custom finish PCXX / PFXX

Joint Finish (reference finish library)

powder coating JPC__
 plated finish JPF__
 custom finish JPCXX / JPFXX

Color Temp

2200K (candlelight) (TRIAC 'TR' control only) 22
 2700K (warm white) 27
 3000K (soft white) 30
 3500K (neutral white) 35

Input Voltage

110-120V 120
 220-240V (only with Flex "-TM" control) 220
 110-277V (only with Performance "-10" or "-DL" control) 277

Control

Standard TRIAC forward-phase (10-100% dimming) TR
 Flex 0-10V analog* (1-100% dimming) TM
 Flex TRIAC forward-phase* (1-100% dimming) TM
 Flex ELV reverse-phase* (1-100% dimming) TM
 Performance 0-10V analog* (0.1-100% dimming) 10
 Performance DALI digital* (0.1-100% dimming) DL

*requires external power supply

Power Supply Enclosure

external power supply DEX

Power Supply Enclosure

Enclosure standard with every order. UL listed for cabinet and surface mount use.

11 x 2 x 4 in
 286 x 48 x 95 mm

More information on power supply driver can be found at RichBrilliantWilling.com/driver

PD	-	-	-	-	-	-	-
model	variant	primary finish	joint finish	CCT	input	control	power